

MEMORANDUM

To: Interested parties
From: Normington, Petts & Associates
Date: August 18, 2016
Re: National Survey

The following is a summary of findings from a telephone survey conducted among 1,000 registered voters in the United States who are likely to vote in the November 2016 general election. Interviews were conducted August 9-15, 2016. The sampling error for this survey is plus or minus 3.1 percentage points.

Hillary Clinton leads Donald Trump by ten points. Clinton leads Trump 50%-40% with 4% undecided and 5% saying they would vote for some other candidate.

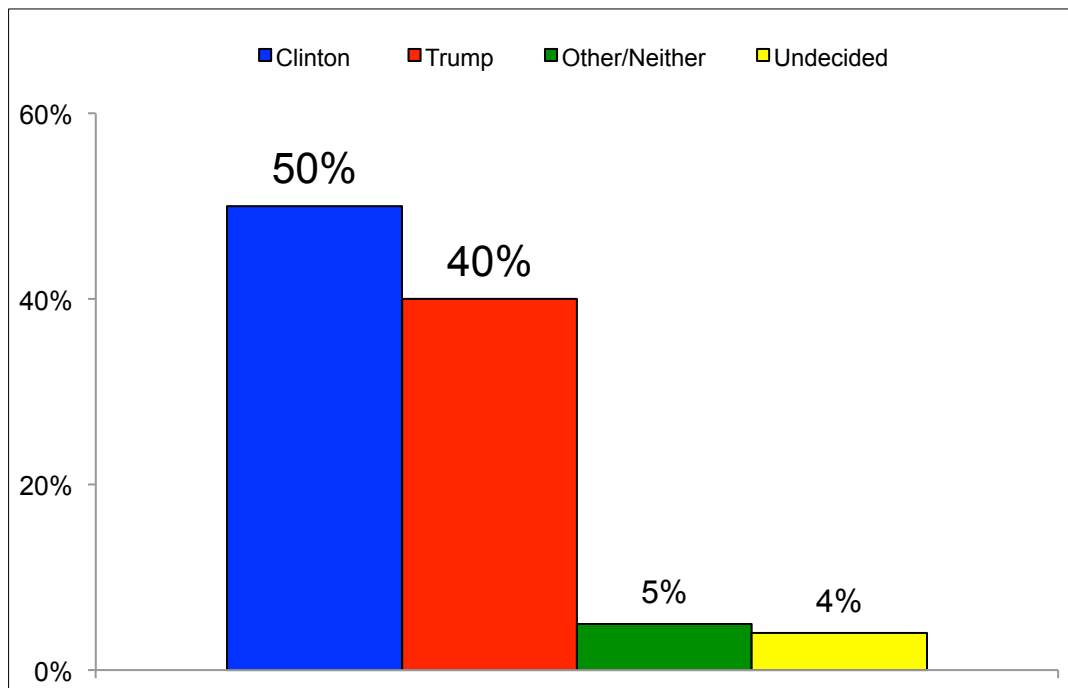


Chart 1: Presidential two-way vote – Clinton v. Trump

In a four-way vote, Clinton maintains an eight point advantage. Clinton beats Trump 45%-37%, with Johnson at 8%, Stein at 4%, and 6% remaining undecided.

Nationwide, Democrats lead Republicans by 7 points on the generic congressional vote. A generic Democratic candidate for Congress bests a generic Republican candidate 48%-41%.

Voters believe that money in politics directly influences issues they care about. By a two-to-one margin (66% to 29%), voters nationwide said that the amount of money that corporations and the wealthy spend on political campaigns impacts issues that affect them or their families. Among Independents, 74% held this opinion.

Upon learning about the *Citizens United* decision, opinions are strongly unfavorable. Voters were read a short description of the *Citizens United* decision and then asked whether they had a favorable or unfavorable opinion. Over two-thirds of respondents (73%) had an unfavorable opinion of the ruling with 49% stating their opinion was very unfavorable. Only 18% of voters had a favorable opinion of the decision.

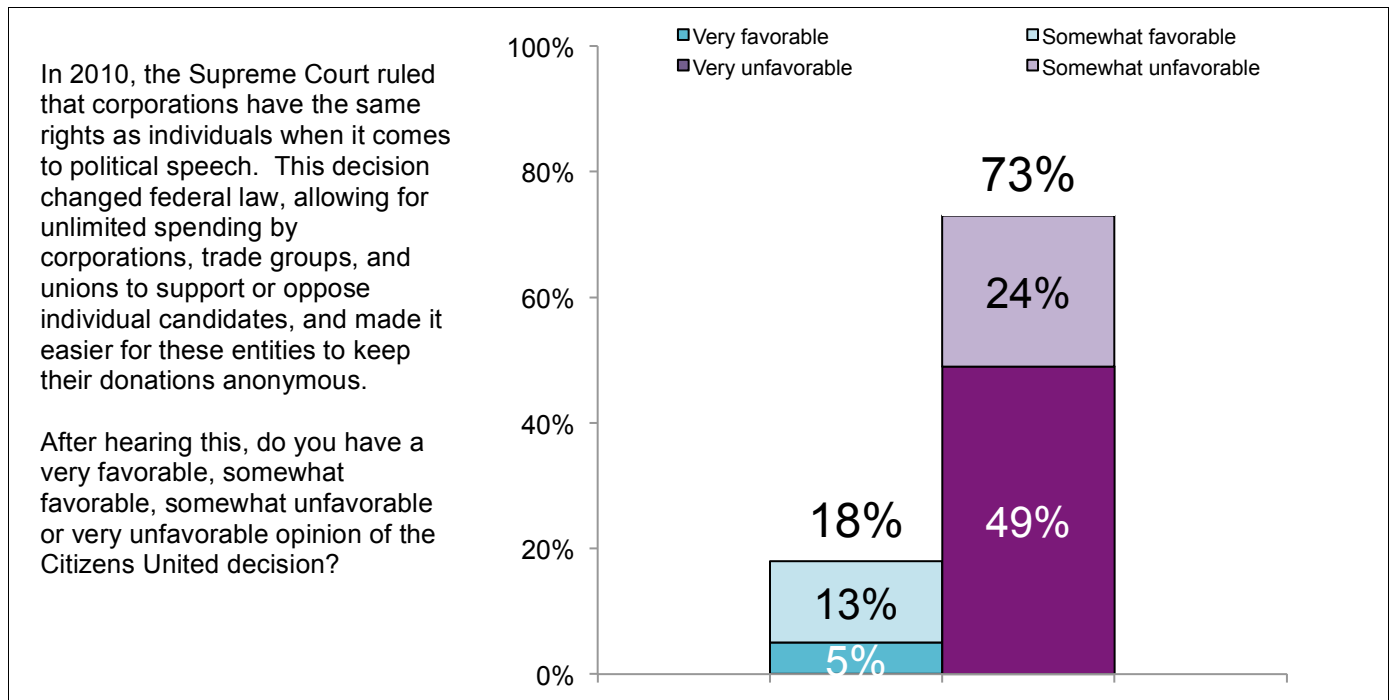


Chart 2: Informed Favorable Rating of *Citizens United* ruling

Unfavorable opinions of the *Citizens United* ruling cross partisan lines. Among Republicans, 68% hold an unfavorable opinion of the decision, 73% among Independents, and 78% among Democrats. Among Independents, 49% say their opinion is very unfavorable.

Dark money and secret donations are very concerning to voters. Voters were asked about dark money, defined as donations that can be made in secret so voters and the press cannot find out who is paying for political advertising. The overwhelming majority of respondents (83%) said they were concerned about dark money with 61% saying they were very concerned. Among Independents, 65% are very concerned about secret donations.

Voters are concerned about foreign money influencing American political campaigns. One of the inherent dangers of secret donations is the ability of foreigners and even foreign governments to influence American elections. Eighty-nine percent (89%) of voters said they are concerned about the influence of money from foreigners and foreign governments on American political campaigns, with more than two out of three voters saying they have a great deal of concern (73%).

A large majority of voters think foreign money is often used to influence U.S. politics. Among voters nationwide, 79% think foreigners and foreign governments often attempt to influence American politics through their donations. A majority of voters (53%) think this occurs very often.

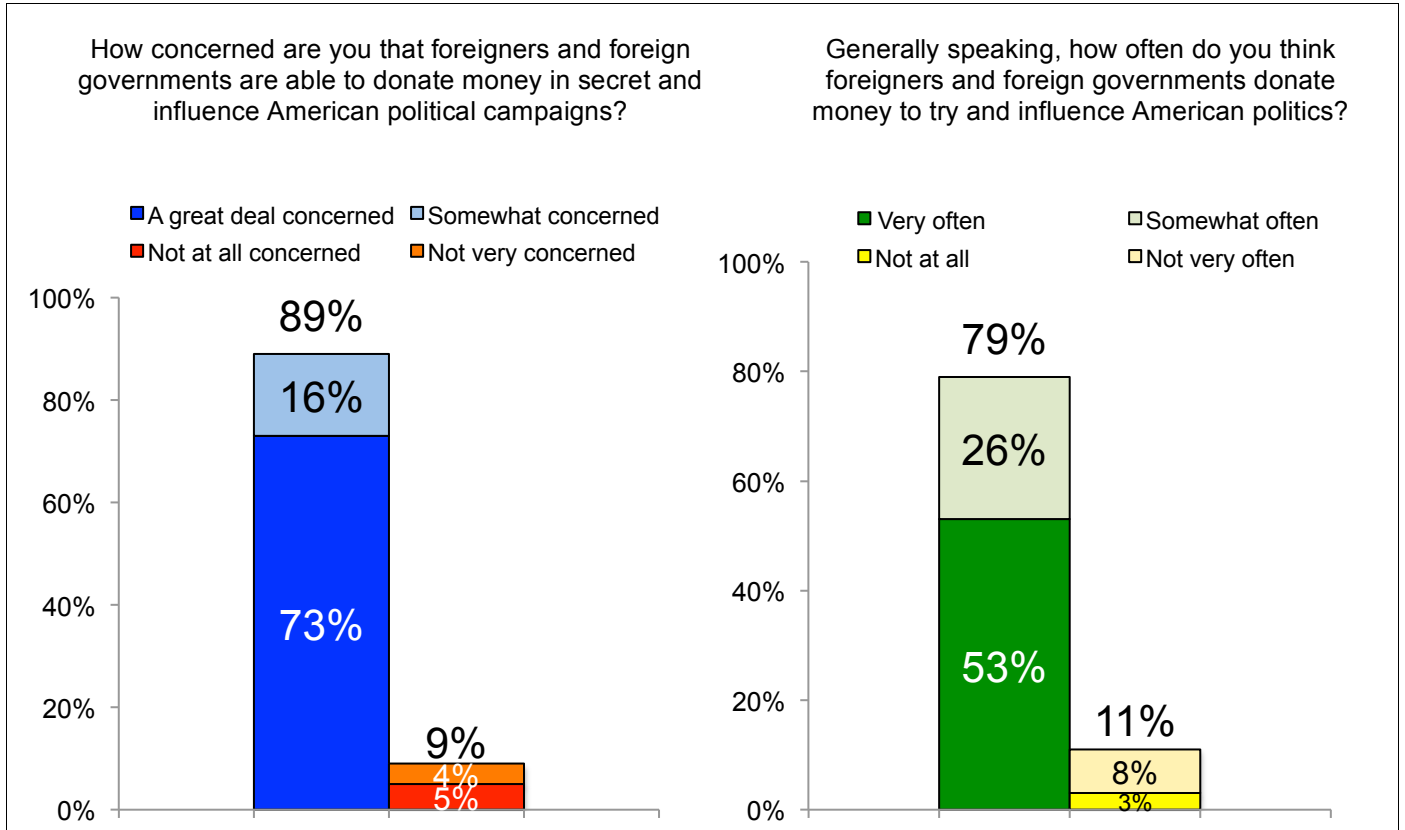


Chart 3: Concern and Frequency of Foreign Money Influencing American Political Campaigns

A candidate’s position on *Citizens United* is an important factor for voters. When voters hear descriptions of a Democratic candidate who opposes the *Citizens United* ruling and a Republican candidate who supports the *Citizens United* ruling, along with their rationales, voters are overwhelmingly more likely to vote for the Democratic candidate opposed to *Citizens United*. Among Independent voters, 60% stated their preference for the Democratic candidate. Even among Republicans, only 46% answered that they would vote for a Republican who supported the *Citizens United* decision.

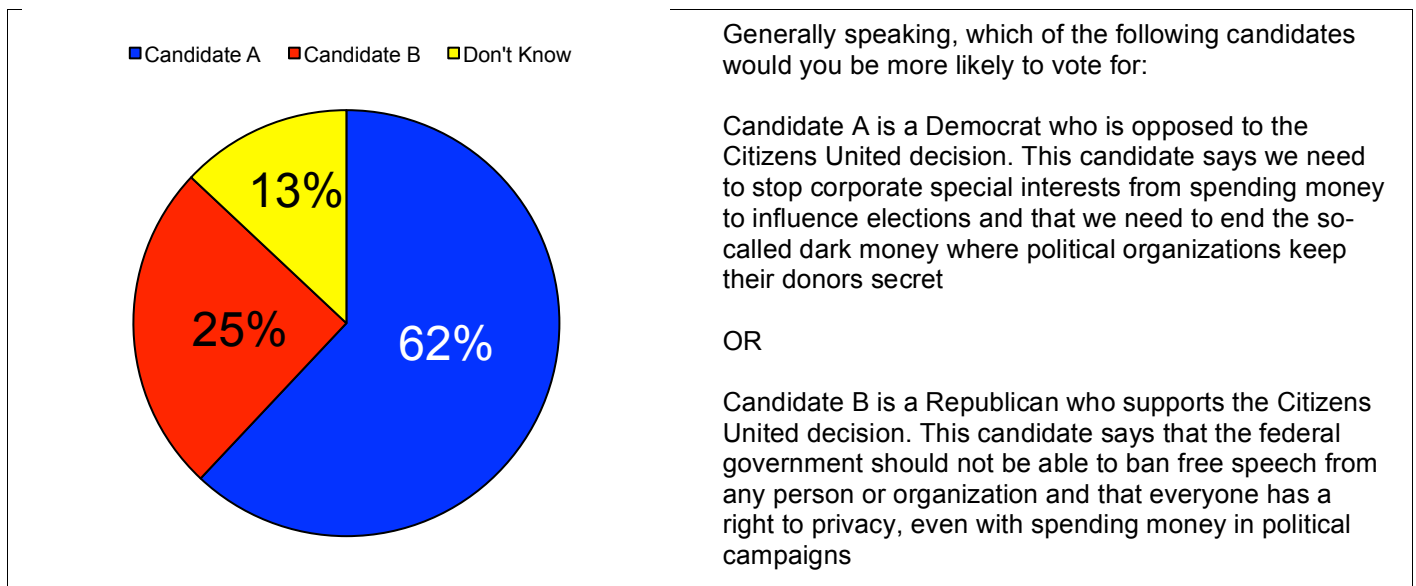


Chart 4: Democratic candidate who opposes *Citizens United* vs. Republican candidate who supports *Citizens United*

Reducing the influence of special interest money in government and elections is a high priority for voters. Respondents were asked to rate the importance of nine different issues using a scale of 0 to 10. Reducing the influence of special interest money in American politics was rated as a top priority by 44% of voters. This issue ranked above reducing government spending, reforming our immigration system and reducing taxes and on par with improving education.

Among Independent voters, reducing the influence of special interest money in American politics was the third highest rated priority, following protecting America from terrorism and creating jobs and increasing incomes.

Now, I'm going to read you a list of issues facing the country and I'd like you to tell me how important a priority you think each one should be using a scale that runs from 0 to 10.

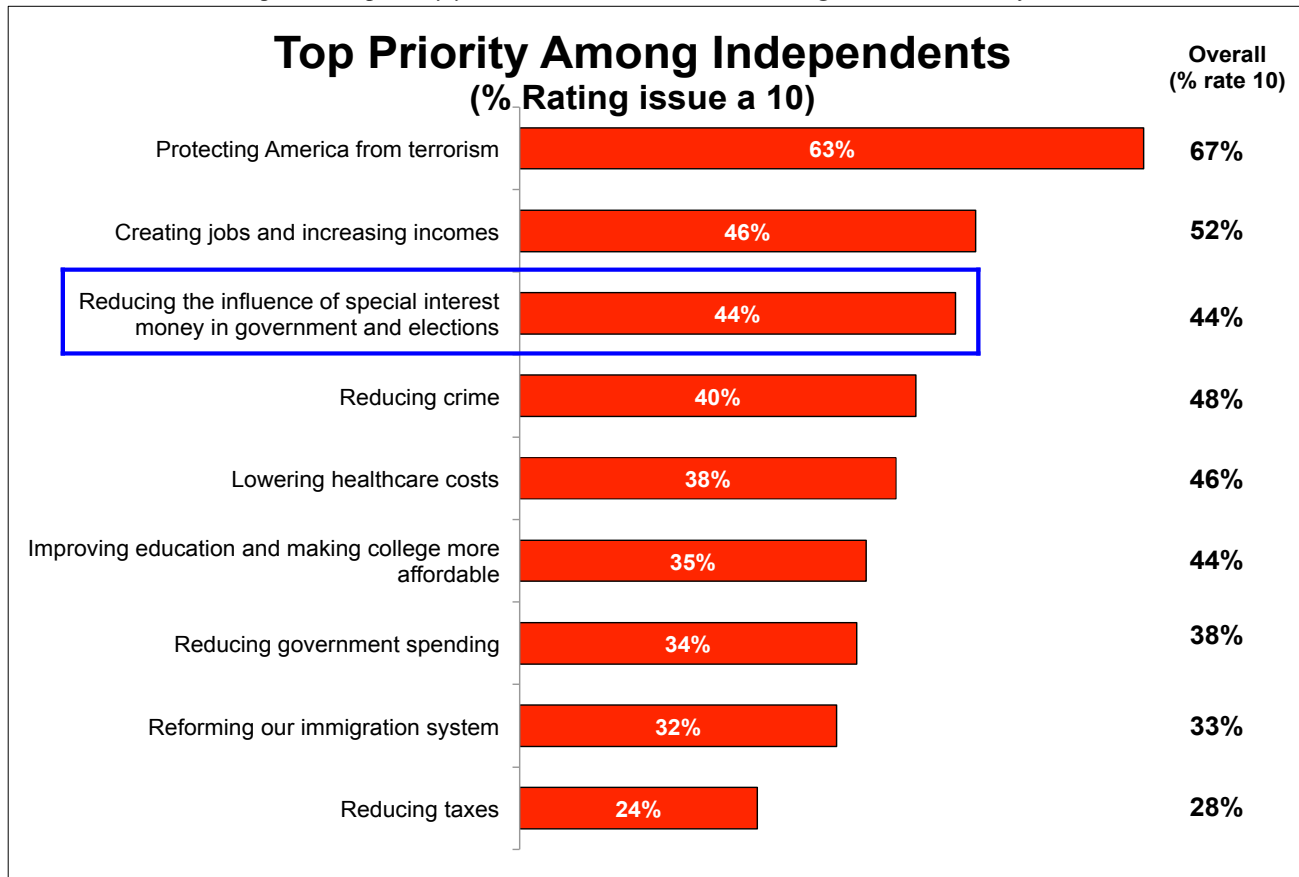


Chart 5: Percentage of Independents Rating Each Issue "10" on a 10 to 10 Scale of Importance